

# Lesta®

YOUR SMART ROBOTIC FINISHING



ENGLISH

## CATALOGUE









Robotic solutions  
for your finishing plant



100% ITALIAN COMPANY  
AZIENDA 100% ITALIANA  
  
CERTIFICATE IT01.IT/2380.051.V



## INDEX

What we mean by <b>self-learning robots</b> .....	Pag. 4
What we mean by <b>industrial robots</b> .....	Pag. 5
<b>Robot</b>	
Lesta LEBOT MV A6 .....	Pag. 6
Lesta LEBOT I A6.....	Pag. 8
 Lesta LEBOT DG.....	Pag. 7
Lesta LEBOT MV A5 .....	Pag. 8
 Lesta LEBOT Picchio .....	Pag. 9
Lesta LEBOT C.....	Pag. 10
Lesta SAMPLE MAKER.....	Pag. 11
<b>Control cabinet</b>	
 Lesta LECROB Robot Controller / COMPACT / I Controller.....	Pag. 12
Lesta LECROB Robot Manager / I Manager.....	Pag. 12
Plug-ins .....	Pag. 13
<b>Integrated accessories</b>	
 Lesta GESTURE.....	Pag. 14
 Easy prog PORTAL .....	Pag. 15
Easy prog 2D .....	Pag. 16
Easy prog 3D scan.....	Pag. 17
Image match 2D.....	Pag. 18
Image match 3D pro.....	Pag. 19
Suction and blow off tools .....	Pag. 20
Anticollision.....	Pag. 21
<b>Integrated / stand alone accessories</b>	
 Lesta CLEANING STATION.....	Pag. 23
Lesta RECIPE MANAGER .....	Pag. 24
Lesta ROTATION UNIT RA / RT / RHT .....	Pag. 25
 Lesta PAINT STUDIO 3.0 .....	Pag. 26
Lesta PRODUCTION MANAGER TAG WEB .....	Pag. 27
 Lesta JOYSTICK C2.....	Pag. 29
Lesta JOYSTICK W1 .....	Pag. 29
CE declaration of conformity for a machine.....	Pag. 30
Declaration of incorporation of partly completed machinery .....	Pag. 30
ATEX (EU) .....	Pag. 30
HAZLOC (UL).....	Pag. 30
<b>Lesta in the world</b> .....	Pag. 31

WHAT WE MEAN BY

# SELF-LEARNING ROBOTS

The self-learning concept is based on the “teach” function. The robot, during the learning phase records real time movements of the axes piloted by the operator. The operator uses the handle attached to the robot’s arm during the teaching phase. When the teaching phase is completed, the robot can reproduce the same movements in “auto play” mode.

## TEACHING



## AUTOMATIC PLAYBACK



### BENEFITS OF A SELF-LEARNING ROBOT



**PROGRAMMING TIME EQUAL TO THE TIME OF THE FIRST PAINTING**



**USER-FRIENDLY SOFTWARE EASY TO USE**

WHAT WE MEAN BY

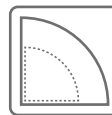
# INDUSTRIAL ROBOTS

For each use, where a robot does not have to learn the program through a “self-learning method”, Lesta integrates industrial robots into its own advanced systems. The purpose of this integration is to simplify the use of the industrial robot and the controller through Lesta’s innovative software.

Unlike Lesta’s self-learning robots, industrial robots have very heavy arms that cannot be ‘unlocked’ and moved directly by manipulating the spray gun.



### BENEFITS OF A INDUSTRIAL ROBOT



**LARGE ACCESSIBILITY OF THE WORKING AREA**



**MORE CAPACITY ON THE WRIST**



**MORE ACCURACY (REPEATABILITY)**

ROBOT

# Lesta LEBOT MV A6



6-axis anthropomorphic robot for self-learning finishing

Arm material: **Aluminum**

Wrist payload: **4 Kg**

Total weight: **380 Kg**

Repeatability: **±3 mm at the wrist**

Full speed: **1000 mm/s**

Possible configurations: **Upside down, floor, carriage, carousel**

Power supply: **3x400 VAC**

Programming: **Self-learning, Point to point lite, offline, 2D and 3D vision systems**



ATEX environment compatible ATEX zona 2/22 Cat. 3G

Lesta LEBOT MV A6 on chariot  
**LIQUID APPLICATION FOR METAL**



Lesta LEBOT MV A6 on carousel with Easy prog 2D  
**LIQUID OR POWDER APPLICATION FOR SMALL PLASTIC AND METAL COMPONENTS**



A system with Lesta LEBOT MV A6 on carousel with 2 variable geometry arms for painting fashion accessories.

ROBOT

# Lesta LEBOT I A6



Industrial-type 6-axes anthropomorphic robot

Protection class: **IP65**

Arm material: **Casting of light alloys**

Repeatability: **±0,05 mm at the wrist**

Full speed: **1500 mm/s**

Possible configurations: **Upside down, floor, carriage, carousel**

Power supply: **3x400 VAC**

Programming: **Lesta PAINT STUDIO, 2D and 3D vision systems**



VIDEO



DATA



ATEX environment compatible zona 2/22 Cat. 3G

Lesta LEBOT I A6 on carousel with Easy prog 3D scan  
**LIQUID APPLICATION FOR WOOD**



ROBOT

# Lesta LEBOT DG

**NEW**



6-axis anthropomorphic robot  
also for self-learning painting

Arm material: **Aluminium**

Wrist capacity: **10 kg**

Total weight: **80 kg**

Repeatability: **>1 mm at the wrist**

Power supply: **1-phase 220V**

Maximum speed: **1000 mm/s**

Configurations: **Suspended, floor-mounted, on carriage, on carousel**

Programming: **Lesta GESTURE self-learning, Point to point lite, Lesta PAINT STUDIO 3.0, 2D and 3D vision systems**



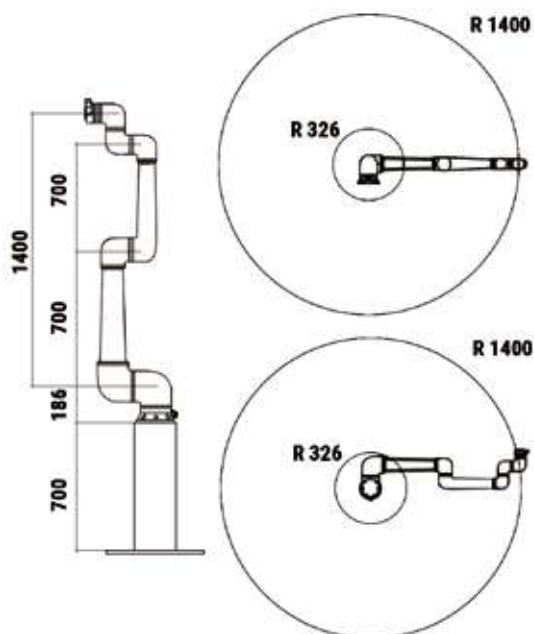
ATEX environment compatible zona 2/22 Cat. 3G

## Lesta LEBOT DG A6-7070

**Wrist capacity:** 10 kg

**Repeatability:** +0.05 mm at the wrist

**Working area radius:** 1400 mm

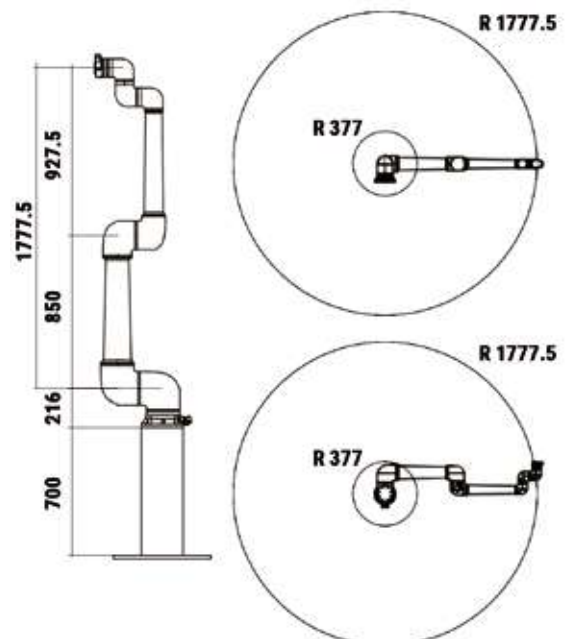


## Lesta LEBOT DG A6-8592

**Wrist capacity:** 20 kg

**Repeatability:** +0.1 mm at the wrist

**Working area radius:** 1777 mm



ROBOT

# Lesta LEBOT MV A5



5-axis anthropomorphic robot  
for self-learning finishing

Protection class: **ATEX zone 2/22 Cat. 3G**

Arm material: **Aluminum**

Wrist payload: **4 Kg**

Total weight: **320 Kg**

Repeatability: **±3 mm at the wrist**

Full speed: **1000 mm/s**

Possible configurations: **Upside down, floor, carriage, carousel**

Power supply: **3x400 VAC**

Programming: **Self-learning, Point to point lite, offline, 2D and 3D vision systems**



VIDEO



DATA



ATEX environment compatible ZONa 2/22 Cat. 3G

## Lesta LEBOT MV A5 on a carousel LIQUID APPLICATION FOR WOODEN CHAIRS



ROBOT

# Lesta LEBOT Picchio

**NEW**



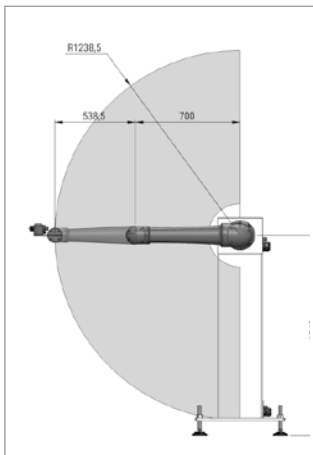
Small 3-axis robot,  
minimum footprint and minimum investment

Number of axes: **3**  
 Arm material: **Aluminum**  
 Wrist payload: **10 Kg**  
 Total weight: **94 Kg + >30Kg**  
 Repeatability: **>1 mm at the wrist**  
 Full speed: **1000 mm/s**  
 Possible configurations: **Upside down, floor, carriage, carousel, up to 4 modules can be managed with a single controller**  
 Power supply: **1-phase 220V**  
 Programming: **Point to point lite, Lesta PAINT STUDIO 3.0**

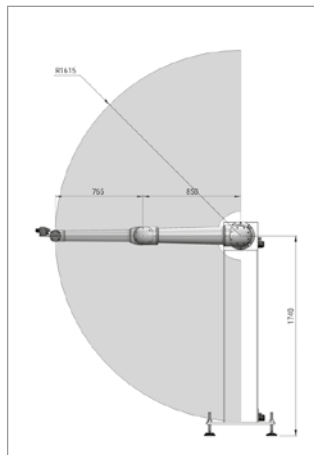


ATEX environment compatible zona 2/22 Cat. 3G

## RADIUS 1238 mm



## RADIUS 1615 mm

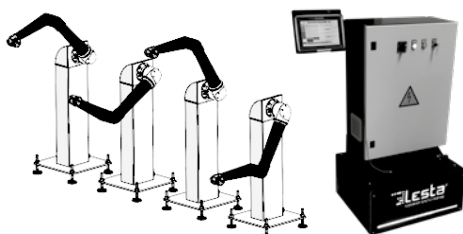


## LIQUID APPLICATION FOR PLASTIC HELMETS



## MULTI-ARM CONFIGURATION

This configuration includes up to 4 arms equipped with 3 axes each for a maximum total of 12 axes, installed in sequence and all managed by a single control unit. Each arm can move independently and perform up to 4 different applications in sequence.



## MULTI-ARMS



ROBOT

# Lesta LEBOT C



5-axis cartesian robot

Protection class: **ATEX zona 2/22 Cat. 3G**

Wrist payload: **4 Kg**

Repeatability: **±3 mm at the wrist**

Full speed: **700 mm/s**

Power supply: **3x400 VAC**

Programming: **Offline, 2D and 3D vision systems**




ATEX environment compatible ZONa 2/22 Cat. 3G

## Maximum window sizes and bespoke options

The structure, as illustrated, can paint windows up to **5 meters wide and 3 meters high**.  
The structure also requires our technical team to adapt the system.

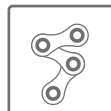
Lesta LEBOT C for classic windows

## LIQUID APPLICATION FOR WOODEN WINDOW FRAMES



### USE

Commonly for painting windows and frames



### SOLIDITY

**Chain** is used to handle the wagon



### SPEED

The wrist is applied to a **linear belt guide**



### ADAPTABILITY

**Length, height and depth** of the structure **can be customized**

FULL SYSTEM

# Lesta SAMPLE MAKER



Complete system for painting with small quantities of paint, ideal for the processing of paint samples and test objects, or for conducting tests with specific painting parameters. Once optimised, these parameters can also be applied to large-scale production.

Dimensions of the robotic island:

Standard height: **2600 mm**

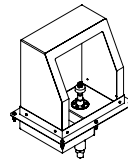
Standard width: **2800 mm**

Standard depth: **2000 mm**

These dimensions can be customised.




ATEX environment compatible



**Includes a cleaning station for automatic cleaning of the spray gun nozzle and cup attachment**

## LIQUID APPLICATION FOR COLOUR SAMPLES



CONTROL CABINET

# Lesta LECROB Robot Controller

Robot interface and control pulpit equipped with 15" touchscreen and **Lesta LECROB Robot Manager** management software.



CONTROL CABINET

# Lesta LECROB Robot Controller COMPACT

Robot interface and control console equipped with a 15" touchscreen and management software **Lesta LECROB I Manager**



CONTROL CABINET SOFTWARE

# Lesta LECROB Robot Manager

**Lesta LECROB Robot Manager** is the software for controlling and managing MV series robots.

It also provides the following features:



#### MODULAR ROBOT SPEED

With perfect reproduction, 70% to 130% of teaching speed



#### ARCHIVING OF PROGRAMS

On local memory, on USB key or on a network path



#### PICTURES AND NOTES FOR THE PROGRAMS

Each program can be associated with an image and/or a "various annotations" file



#### 5 LEVELS OF ACCESS AND USE

Access to specific machine functions, only for authorized personnel



#### MAINTENANCE STATISTICS

Graphic indicators divided by activity (lubrication, greasing, routine maintenance, chain change)



#### ROBOT CALIBRATION

Quick and easy verification of machine zeros (encoder zeros) and with guided and intuitive encoder calibration



#### CUT OF DOWNTIME

The time in which the robot is not moved and the gun does not dispense paint can be eliminated through an optimization



#### ARCHIVING OF PRODUCTION DATA

Microsoft Excel .csv files or MySQL database



#### REMOTE UPDATES

Remotely upgradeable software

CONTROL CABINET SOFTWARE

# Lesta LECROB I Controller

Robot interface and control console equipped with a 15" touchscreen and **Lesta LECROB I Manager** management software



CONTROL CABINET SOFTWARE

# Lesta LECROB I Manager

This software is designed to control the **Lesta LEBOT I A6** series robots.

It also provides the following features:



#### SIMPLIFIED INTERFACE

Interface with aggregated and simplified functions



#### SIMPLIFIED ACCESSORY MANAGEMENT

Each accessory has a direct interface connection with a minimum number of interaction buttons



#### SIMPLIFIED MAINTENANCE

Direct access to 'special' positions dedicated to maintenance



#### REMOTE UPDATES

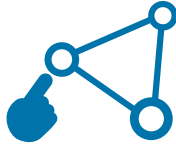
Software can be updated remotely (via internet connection)

## Lesta LECROB ROBOT MANAGER

# Plug-in

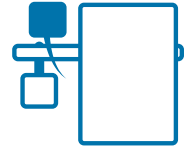
### POINT TO POINT LITE

This plug-in optional feature allows the generation and processing of a virtual painting path by **physically directing the spray gun to the desired points and confirming chosen locations with a click on the joystick**. Through the plug-in interface, available with the Lesta LECROB Robot Controller, it is possible to use selected points and generate the path via software. This is done by setting different parameters such as speed, acceleration, distance from the piece, gun parameters (atomization, flow rate and fan), and more.




### VIRTUAL START CYCLE

Where systems have a conveyor, **the cycle start sensor** is mounted to allow the start of the painting program. When it is not possible to install the cycle sensor in the cabin due to dirt, ATEX or other reasons, it is fitted outside the cabin along the conveyor and the **virtual limit switch plug-in** will calculate the exact moment for the robot to start reproducing the program.



### INTERNAL QUEUE

This plug-in optional feature allows you to define, from a list of programs, the order in which they will be executed. The operator can always step in and control programs by setting the order on the screen of the **Lesta LECROB Robot Controller**. This plug-in is widely used in configurations with a carousel.



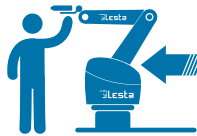
### QUICK START

This plug-in allows you to record a program and, as soon as the recording is finished, to start the automatic cycle with 1 click. This plug-in is widely used on solid lines



### FOLLOW ME

Is a systems where the robot is mounted on a carriage. When the operator has to perform movements that are larger than the usual working area of the robot, the carriage will allow the robot to reach larger spaces without the need of using the external push-button. The robot will physically move on the cart independently following the movements of the operator. All these movements, in the "teaching" stage, will be recorded and will be repeated in the "automatic repeat" stage



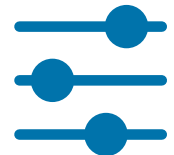
### ADVANCED EDITING PAINTING PARAMETERS

Allows you to modify the 3 main paint dispensing parameters:

1. SCOPE
2. ATOMIZATION
3. FAN

for time intervals chosen within a program after it has been created.

The gun that is mounted on the robot's arm must be equipped with a predisposition for this function.



### POWDER PACK

Software option dedicated to powder systems:

#### 1. SAVE PAINT

The powder is dosed only when the element reaches the operator and the registration of movements begins

#### 2. CLEANING FROM THE OUTSIDE

It allows you to start and manage washing activities from external devices.

#### 3. MANAGEMENT OF THE ELECTROSTATIC GUN

A special holder is installed which isolates the spray gun.



### LIQUID PACK

Software options dedicated to liquid systems:

#### 1. MANAGEMENT INTERFACE WITH EXTERNAL COLOR CHANGING SYSTEMS

#### 2. AUTOMATIC CLEANING

#### 3. MANAGEMENT OF THE ELECTROSTATIC GUN



### FIBERGLASS PACK

Software options dedicated to fiberglass, gelcoat, and resin systems:

#### 1. AUTOMATIC WASHING POSITION AFTER EACH CYCLE

#### 2. GLASS FIBER DISPENSING DOSAGE BY MANAGING THE CHOPPER

#### 3. MANAGEMENT OF GELCOAT AND RESIN VALVES



### EXTERNAL PROGRAM SELECTION

This plug-in enables the selection and launch of paint programs by an external system, e.g. a PLC controller.

The robot can receive program code via hardware signals or different fieldbuses.



### INDUSTRY CONNECTOR

Connects the robot to factory computer systems for the exchange of production data.



### SMART APP

The **smart app** plug-in allows you to monitor the status of Lesta robots on any device (PC, tablet, smartphone)



INTEGRATED ACCESSORIES

# Lesta GESTURE

NEW



**Lesta Gesture** is a manually guided programming solution for industrial robots that allows an experienced painter to “teach” the robot the trajectory simply by performing it manually with a spray gun (hand tool), tracing its path in real space. The robot will then automatically repeat the same trajectory using its own spray gun mounted on its wrist.



INTEGRATED ACCESSORIES


# Easy prog PORTAL

**AUTOMATIC PROGRAM GENERATION**



**Easy prog PORTAL is a system composed of a portal equipped with photoelectric barriers and software capable of autonomously generating the painting path.**


It is primarily dedicated to the recognition of windows, frames, panels, doors, as well as cylinders or similar objects. It only requires the creation of painting recipes, supply, and unloading. Specific recipes for each type of product to be painted can be created directly from the Robot Controller screen and can be recalled via barcode scanning or directly from the touchscreen.




SCANNER NOT compatible with ATEX environments. **Installable outside the cabin**

## HOW IT WORKS


**01**  Load the piece

**02**  Laser scanning

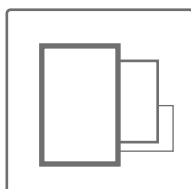
**03**  The software automatically generates the painting path

**04**  Painting

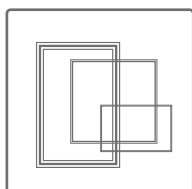
## IT MANAGES THESE TYPES OF OBJECTS



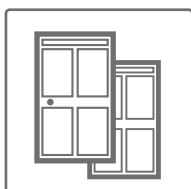
WINDOWS



PANELS



FRAMES

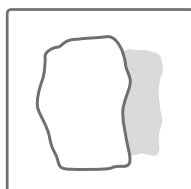


DOORS

**NEW**



CYLINDERS



SHEETS

INTEGRATED ACCESSORIES

# Easy prog 2D

**AUTOMATIC PROGRAM GENERATION**




**Easy prog 2D is software capable of autonomously generating the painting path for panels, boxes, and drawers.** It only requires the creation of painting recipes, supply, and unloading.

Specific recipes for each type of product to be painted can be created directly from the Robot Controller screen and can be recalled via barcode scanning or directly from the touchscreen.


**The system requires the positioning of pieces according to the direction specified in the recipe.**



 Compatible with ATEX environments

**LASER CENTRING OPTIONAL**


Easy prog 2D can be equipped with a pair of laser pointers that can automatically compensate for any centring errors of the piece during positioning at loading.



 Laser NOT compatible with ATEX environments. **Installable outside ATEX zone**

## HOW IT WORKS



**01**  Load the piece

**02**  Select a recipe via barcode scanning

**03**  The software automatically generates the painting path

**04**  Painting

## IT MANAGES THESE TYPES OF OBJECTS

 <b>&gt; 15 mm</b> <b>PANELS</b>	 <b>BOXES</b>
---	---

INTEGRATED ACCESSORIES

# Easy prog 3D Scan



**AUTOMATIC PROGRAM GENERATION**

Easy prog 3D Scan is a **software system equipped with a 3D scanner** used on a carousel, capable of identifying the surface area of three-dimensional objects and **autonomously generating the painting path**.


Specific recipes for each type of product to be painted can be created directly from the Robot Controller screen and recalled via barcode scanning or directly from the touchscreen.



Compatible with ATEX environments

## HOW IT WORKS

**01**  Load the piece

**02**  Laser scanning

**03**  The software automatically generates the painting path

**04**  Painting



The system recognises the actual position of the objects, making it unnecessary to position the pieces in a specific direction

## IT MANAGES THESE TYPES OF OBJECTS



PANELS



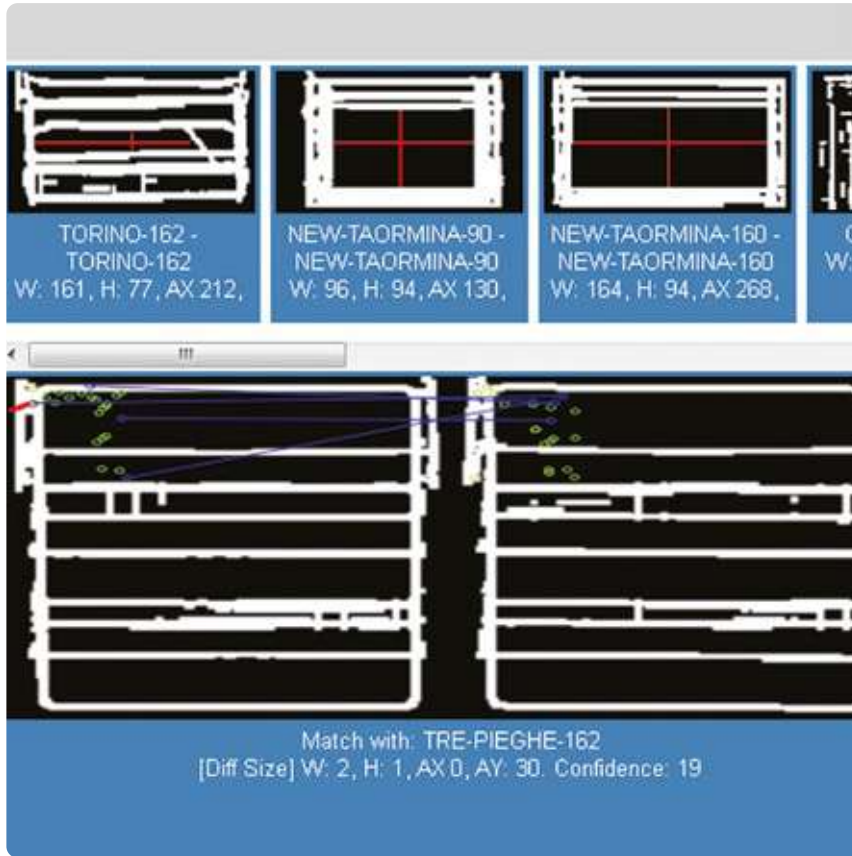
CURVED PANELS




BOXES

INTEGRATED ACCESSORIES

# Image match 2D




 Compatible with ATEX environments


**Image match 2D** is a system composed of **dedicated software** and **specific vision hardware** capable of identifying the 2D surfaces of pieces and associating them with the corresponding painting program.


In the initial phase of the work, 'teaching' (painting instructions with self-learning) is carried out for each type of piece. After this, it is simply necessary to load the supply line with the pieces to be painted. Image match 2D will take care of recognising the pieces, associating them with the corresponding teachings, and painting them.



## HOW IT WORKS

**01**  Record the teachings for each piece

**02**  Scanning

**03**  The software applies the corresponding teachings

**04**  Painting

	2D	3D
It can distinguish objects of different thicknesses	✗	✓
It recognises the actual position and adjusts the painting path accordingly	✗	✓
It can automatically generate painting paths	✗	✗

INTEGRATED ACCESSORIES

# Image match 3D pro



**Image match 3D pro** is a system composed of **management software** and **one or more 3D scanners mounted on a line**, capable of recognising the dimensions of three-dimensional objects and associating them with the corresponding painting program.

In the initial phase of work, programs are created for each type of piece. After this, it is simply necessary to load the supply line with the pieces to be painted. **Image match 3D pro** will recognise the pieces using its 3D scanners and apply the corresponding painting program.

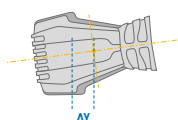


Compatible with ATEX environments

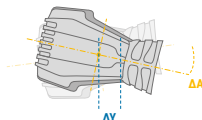
Laser NOT compatible with ATEX environments. **Installable outside ATEX zone**

**Image match 3D pro** recognises the inclination and position of the pieces and **automatically adjusts the painting path**.

**Taught position**



**Detected position**



	2D	3D
It can distinguish objects of different thicknesses	✗	✓
It recognises the actual position and adjusts the painting path accordingly	✗	✓
It can automatically generate painting paths	✗	✗

## HOW IT WORKS

**01** Record the teachings for each piece

**02** Scanning

**03** The software applies the corresponding teachings

**04** Painting

INTEGRATED ACCESSORIES

# Suction and blow-off tools



This accessory consists of a special gun capable of blowing air or suctioning water from the surface of the piece after the washing and drying tunnel.



**IT PREVENTS THE FORMATION OF WATER POCKETS AFTER THE PAINT APPLICATION**




**IT ALLOWS FOR MAINTAINING LOWER TEMPERATURES INSIDE THE OVEN.**



Compatible with ATEX environments

## SUCTION



## BLOW-OFF



INTEGRATED ACCESSORIES

# Anticollision



The Lesta anti-collision system is a special pneumatic device mounted between the gun holder and the gun itself, which protects both from overloads caused by impacts.

In the event of the gun colliding with objects, a mechanical overload is generated, leading to a displacement of the sensor with the release of pressurised air. The pressure drop is detected, and the system sends a signal to the control PLC, which stops the robot.

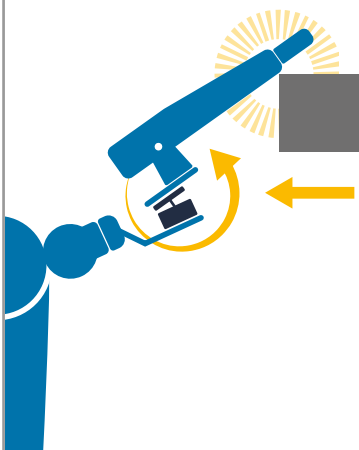


Compatible with ATEX environments

Three types of overload can occur:

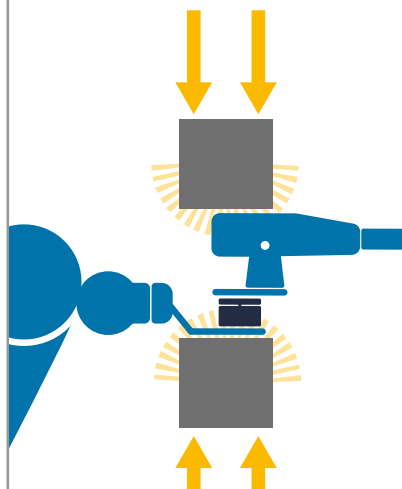
**TANGENTIAL:**

Occurs if the gun collides **laterally** with an obstacle



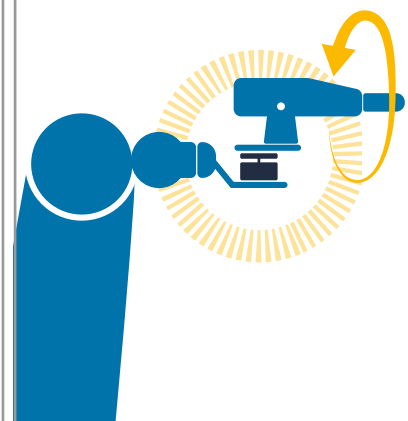
**AXIAL:**

Occurs if the **compressive** force in the Z direction towards the system exceeds the overload threshold



**TORSIONAL:**

Occurs in the case of rotation around the Z-axis when the maximum **torsional moment** is exceeded





**lesta**

INTEGRATED / STAND-ALONE ACCESSORIES

# Lesta CLEANING STATION



**Lesta CLEANING STATION** is a gun cleaning station that integrates into paint booths, developed for the automatic cleaning of spray nozzles. Lesta CLEANING STATION is entirely operated by pneumatic valves



Compatible with ATEX environments



# Lesta CLEANING STATION RS



**Lesta CLEANING STATION RS** is the most advanced version of the gun cleaning station, equipped with a solvent recirculation system, developed for even more efficient automatic cleaning of spray nozzles



Compatible with ATEX environments

# Lesta CLEANING STATION powder



**Lesta CLEANING STATION powder** is the gun cleaning station that integrates into paint booths, developed for the automatic cleaning of powder guns. Lesta CLEANING STATION powder is entirely operated by pneumatic valves



Compatible with ATEX environments

INTEGRATED / STAND-ALONE ACCESSORIES

# Lesta RECIPE MANAGER



**Lesta RECIPE MANAGER** is a system for **managing painting parameters**, organised into recipes and easily retrievable. It interfaces with any painting system using guns or reciprocators.

The mounted gun must be equipped with a feature for this functionality.



Compatible with ATEX environments

The parameters that Lesta RECIPE MANAGER can manage are:



**FLOW RATE**



**FAN PATTERN**



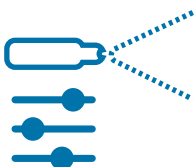
**CYCLE TIME**



**ATOMISATION**



**OPENING DELAY AND ADVANCE**




**Lesta RECIPE MANAGER** can be integrated with all Lesta robots without the need for a dedicated screen and software panel.

The user interface is integrated into the **Lesta LECROB Robot Manager** software.

INTEGRATED / STAND-ALONE ACCESSORIES

# Lesta ROTATION UNIT RA



**Lesta ROTATION UNIT RA** is a device that allows the rotation of parts arriving from an overhead conveyor.

It can be installed with either **step conveyors** or **continuous conveyors**.



Compatible with ATEX environments

# Lesta ROTATION UNIT RT



**Lesta ROTATION UNIT RT** is a ground-based device that allows parts to be attached and **rotated perpendicularly to the floor** for painting.

It can be installed with either **step conveyors** or **continuous conveyors**.



It can be integrated with **carousel arms or a conveyor**.



Compatible with ATEX environments



# Lesta ROTATION UNIT RHT



**Lesta ROTATION UNIT RHT** is a ground-based device that allows parts to be attached and **rotated parallel to the floor** for painting.



It can be integrated with **carousel arms or a conveyor**.

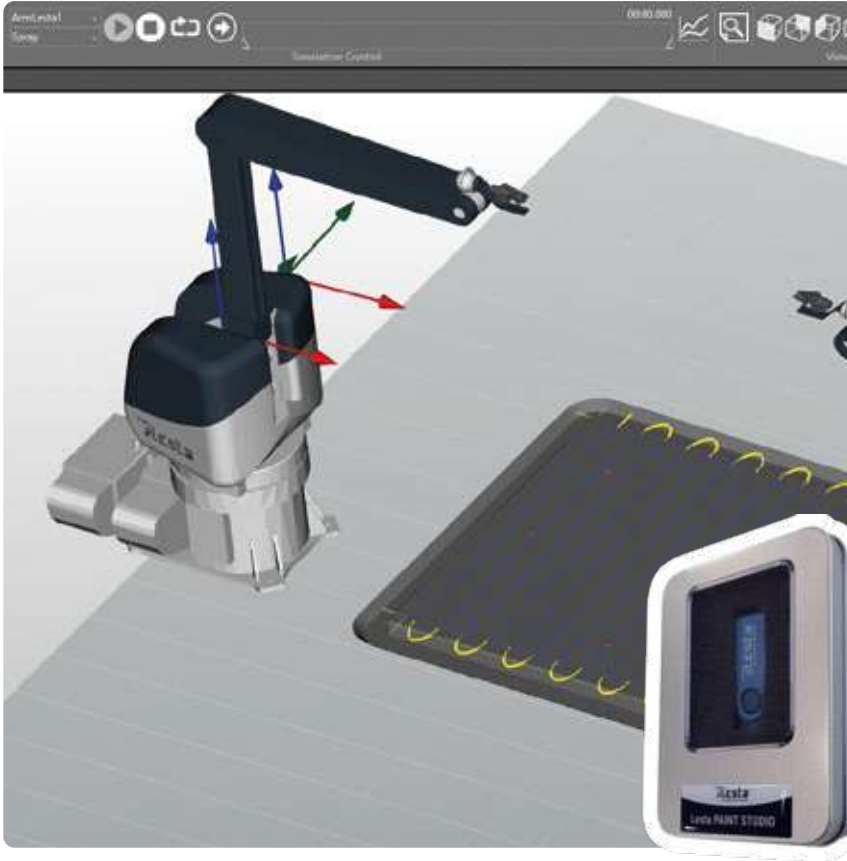


Compatible with ATEX environments



INTEGRATED / STAND-ALONE ACCESSORIES

# Lesta PAINT STUDIO 3.0



**Lesta PAINT STUDIO 3.0** is the software for programming Lesta robots and creating offline painting paths.

Every painting path created directly from the software or through self-learning can be modified.

It is also possible to adjust various parameters including:

- Speed
- Acceleration
- Distance from the piece
- Gun parameters
- Painting angle



## Methods for importing parts:



**IMPORTING 3D MODELS OF OBJECTS AND THE BOOTH**



**CAPTURING KEY POINTS USING THE ROBOT OR CREATING THEM IN THE SOFTWARE**



**CONSTRUCTING GEOMETRIES WITHIN THE SOFTWARE**

**NEW**



## ToolPath Editor

This newly introduced feature **allows for the modification** of parameters in previously auto-learned paint trajectories.



**Importing 3D models in STL format**



**360° view of the robot's surrounding environment even during the simulation**



**Automatic grid creation on surfaces to facilitate path generation**



**Possibility of automatic or manual generation of connections between different paths**

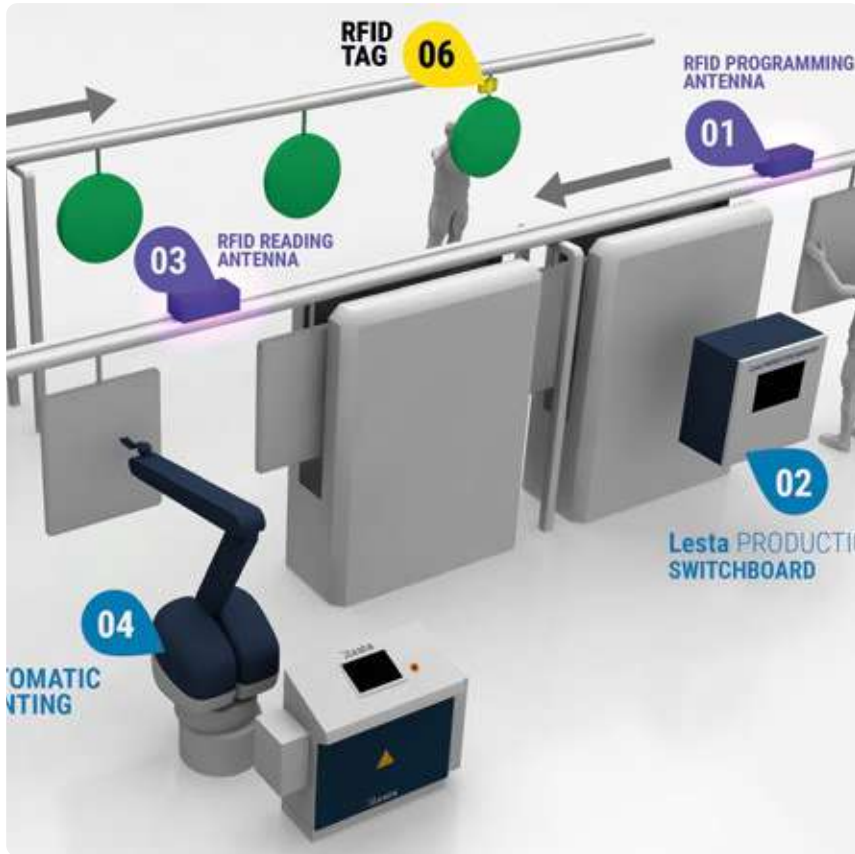


**Simulation of the robot's cycle, with verification of reachability limits and cycle times**



INTEGRATED / STAND-ALONE ACCESSORIES


# Lesta PRODUCTION MANAGER TAG WEB



**Lesta PRODUCTION MANAGER** is a production queue management system that allows a specific programme to be associated with a specific part or batch. It consists of a management panel (\*02), tags (\*05 \*06), and antennas (\*01 \*03) capable of receiving information and transferring it to the robots.

It is generally used on inline systems when there is a need to paint a large number of different models, each associated with a different painting programme.



 Compatible with ATEX environments

It has 3 possible configurations:

**Lesta PRODUCTION MANAGER:** programmes are transmitted to the robots by reading barcodes with a scanner gun operated by an operator. It does not require tags and antennas.

**Lesta PRODUCTION MANAGER TAG:** 2 antennas and a variable number of tags are installed on the hangers. The first antenna will associate a specific painting programme with each tag. The second antenna will be positioned near the painting booth and, upon the piece's arrival, will communicate the corresponding programme to the robot.

**Lesta PRODUCTION MANAGER TAG WEB:** the system, already equipped with tags and antennas, can be managed remotely.

## THE PROCESS CAN PROVIDE THESE PARAMETERS:

- Position of the piece in the line
- Oven temperature setting
- In the case of reciprocators, washing cycle and recipes
- Total cycle time
- Ability to catalogue all products by code, object, or macro-family

## SUGGESTION SCREENS 15" 4:3 TOUCH SCREEN:

Optionally, the system can integrate screens, generally positioned at loading and unloading stations, that provide operators with important details about the tasks to be performed, images, or specific characteristics of the piece.



# Lesta JOYSTICK C2

NEW



**Lesta JOYSTICK C2** is the Lesta device for moving and controlling robots in self-learning mode, equipped with a cable. It has been renewed in terms of ergonomics, enhancing its ease of use.

---

# Lesta JOYSTICK W1



**Lesta JOYSTICK W1** is the wireless version of the Lesta joystick for moving and controlling robots in self-learning mode. It offers increased usability thanks to the freedom from the cable constraint.

CERTIFICATIONS

**EC declaration of conformity of the machinery**

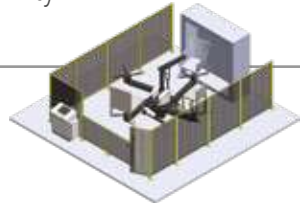
according to Annex II.1.A of Directive 2006/42 / EC

Equipment, including safety devices, once assembled/installed according to the manufacturer's instructions can be used safely.

**Ex. The robot, including safety barriers and commands related to the robot controller**

The following documentation is provided:

- CE marking on the machine (plate)
- Use and maintenance manual
- EU declaration of conformity



CERTIFICATIONS

**Declaration of incorporation of partly completed machinery**

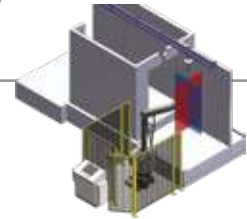
according to Annex II.1.B of Directive 2006/42 / EC

Equipment, in order to be used safely, must be completed or assembled with other machinery or partly completed machinery.

**Ex. The robot, to be used safely, must be protected by safety barriers and by commands related to the robot controller**

The following material is provided:

- Integration manual
- EU declaration of conformity



SET-UP

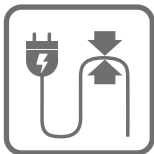
**ATEX (EU)**

If the area where the robot is to be installed is categorized as ATEX, it will be our duty to provide customers with ATEX equipment.

There are 3 characteristics that make an ATEX system:



The robot must be built in an explosion-proof version.



The robot must be delivered with all pressurized electrical parts in the machine as well as with the covers for the connections between the panel and the robot.



The pressure system is controlled by a safe PLC that stops the machine from running by cutting all voltages in cases where:

- The initial wash cycle is not completed correctly
- There is a loss of pressure in the crankcases



SET-UP

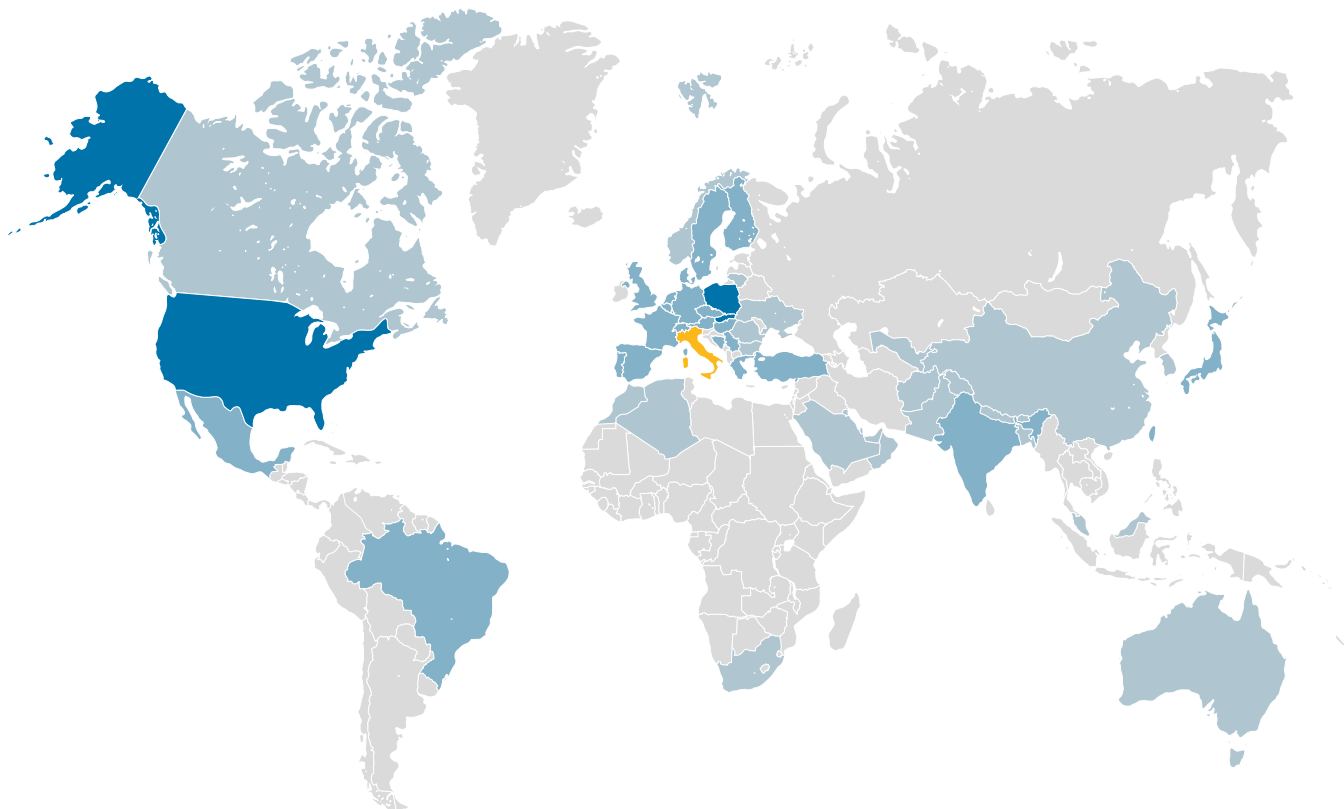
**HAZLOC (UL)**

Preparation necessary for the US market.

A dedicated pressure unit and specific components are implemented for the American market

LESTA SRL

# Lesta IN THE WORLD



## LOCATIONS

### ITALIA . headquarters

Lesta srl  
Via D.Chiesa, 42  
20036 Dairago (Milano)  
+39 0331 430817  
[info@Lesta.it](mailto:info@Lesta.it)  
[www.Lesta.it](http://www.Lesta.it)

### USA

LestaUSA  
27191 470th Avenue  
Tea, SD 57064  
1-888-546-2800  
[robotics@Lestausa.com](mailto:robotics@Lestausa.com)  
[www.Lestausa.com](http://www.Lestausa.com)

### Workshop for Central/North Europe


Jamnik, Slovakia 053-22



Lesta has totally European quality in both design and production.

The **headquarters** is spread over an industrial site of about 1600 square meters, divided into offices, laboratories, workshops, and warehouses, and **is located near Milan, an area of excellence for the industry.**

This feature, together with the strong will of the company's ownership to bring Italian excellence to the world, has allowed Lesta to obtain **100% Made In Italy certification (Registration No. R.N.P.I. IT01.IT/2380.051.V).**



+39 0331 430817



sales@Lesta.it



www.Lesta.it

